

NORD = North EST/OVEST = East/West SUD = South	600 hrs			1200 hrs			1800 hrs			2400 hrs			3000 hrs		
	NORD	EST/OVEST	SUD	NORD	EST/OVEST	SUD	NORD	EST/OVEST	SUD	NORD	EST/OVEST	SUD	NORD	EST/OVEST	SUD
Decking	4/5	4/5	4/5	8/10	8/10	8/10	12/16	12/16	12/16	16/21	16/21	16/21	20/26	20/26	20/26
Cladding slope 45°	7/9	5/6	4/5	14/18	9/12	7/9	21/27	14/18	11/14	28/36	19/24	15/19	35/45	23/30	18/24
Cladding	13/16	7/10	6/7	25/33	15/19	11/15	38/49	22/29	17/22	50/65	30/38	22/29	63/82	37/48	28/36

***Each number represents the equivalent number of months for each side of the installation**


1. RAW WOOD – UNCOATED



NORD = North EST/OVEST = East/West SUD = South	600 hrs			1200 hrs			1800 hrs			2400 hrs			3000 hrs		
	NORD	EST/OVEST	SUD	NORD	EST/OVEST	SUD	NORD	EST/OVEST	SUD	NORD	EST/OVEST	SUD	NORD	EST/OVEST	SUD
Decking	4/5	4/5	4/5	8/10	8/10	8/10	12/16	12/16	12/16	16/21	16/21	16/21	20/26	20/26	20/26
Cladding slope 45°	7/9	5/6	4/5	14/18	9/12	7/9	21/27	14/18	11/14	28/36	19/24	15/19	35/45	23/30	18/24
Cladding	13/16	7/10	6/7	25/33	15/19	11/15	38/49	22/29	17/22	50/65	30/38	22/29	63/82	37/48	28/36

*Each number represents the equivalent number of months for each side of the installation


6. BLACK – Applied in U.S.A.



NORD = North EST/OVEST = East/West SUD = South	600 hrs			1200 hrs			1800 hrs			2400 hrs			3000 hrs		
	NORD	EST/OVEST	SUD	NORD	EST/OVEST	SUD	NORD	EST/OVEST	SUD	NORD	EST/OVEST	SUD	NORD	EST/OVEST	SUD
Decking	4/5	4/5	4/5	8/10	8/10	8/10	12/16	12/16	12/16	16/21	16/21	16/21	20/26	20/26	20/26
Cladding slope 45°	7/9	5/6	4/5	14/18	9/12	7/9	21/27	14/18	11/14	28/36	19/24	15/19	35/45	23/30	18/24
Cladding	13/16	7/10	6/7	25/33	15/19	11/15	38/49	22/29	17/22	50/65	30/38	22/29	63/82	37/48	28/36

*Each number represents the equivalent number of months for each side of the installation


5. EXOTIC BROWN (May 23rd, 2025) – Applied in Renner



NORD = North EST/OVEST = East/West SUD = South	600 hrs			1200 hrs			1800 hrs			2400 hrs			3000 hrs		
	NORD	EST/OVEST	SUD	NORD	EST/OVEST	SUD	NORD	EST/OVEST	SUD	NORD	EST/OVEST	SUD	NORD	EST/OVEST	SUD
Decking	4/5	4/5	4/5	8/10	8/10	8/10	12/16	12/16	12/16	16/21	16/21	16/21	20/26	20/26	20/26
Cladding slope 45°	7/9	5/6	4/5	14/18	9/12	7/9	21/27	14/18	11/14	28/36	19/24	15/19	35/45	23/30	18/24
Cladding	13/16	7/10	6/7	25/33	15/19	11/15	38/49	22/29	17/22	50/65	30/38	22/29	63/82	37/48	28/36

*Each number represents the equivalent number of months for each side of the installation

4. GOLDEN BROWN (June 17th, 2025) – Applied in Renner



NORD = North EST/OVEST = East/West SUD = South	600 hrs			1200 hrs			1800 hrs			2400 hrs			3000 hrs		
	NORD	EST/OVEST	SUD	NORD	EST/OVEST	SUD	NORD	EST/OVEST	SUD	NORD	EST/OVEST	SUD	NORD	EST/OVEST	SUD
Decking	4/5	4/5	4/5	8/10	8/10	8/10	12/16	12/16	12/16	16/21	16/21	16/21	20/26	20/26	20/26
Cladding slope 45°	7/9	5/6	4/5	14/18	9/12	7/9	21/27	14/18	11/14	28/36	19/24	15/19	35/45	23/30	18/24
Cladding	13/16	7/10	6/7	25/33	15/19	11/15	38/49	22/29	17/22	50/65	30/38	22/29	63/82	37/48	28/36

*Each number represents the equivalent number of months for each side of the installation

3. WHITE OAK – Applied in U.S.A.



NORD = North EST/OVEST = East/West SUD = South	600 hrs			1200 hrs			1800 hrs			2400 hrs			3000 hrs		
	NORD	EST/OVEST	SUD	NORD	EST/OVEST	SUD	NORD	EST/OVEST	SUD	NORD	EST/OVEST	SUD	NORD	EST/OVEST	SUD
Decking	4/5	4/5	4/5	8/10	8/10	8/10	12/16	12/16	12/16	16/21	16/21	16/21	20/26	20/26	20/26
Cladding slope 45°	7/9	5/6	4/5	14/18	9/12	7/9	21/27	14/18	11/14	28/36	19/24	15/19	35/45	23/30	18/24
Cladding	13/16	7/10	6/7	25/33	15/19	11/15	38/49	22/29	17/22	50/65	30/38	22/29	63/82	37/48	28/36

*Each number represents the equivalent number of months for each side of the installation

2. COSTAL WHITE – Applied in U.S.A.

