


Sauna Product Options

A comprehensive list of all Thermory Sauna Products



DIY SAUNA KITS

SPECIES:

Ash
Spruce






USE:

Interior
Exterior





Natural Barrel Sauna No60
Photo: ThisLife, Bela Fishbeyn
Fairview, North Carolina

Natural Barrel Sauna No60
Photo: ThisLife, Bela Fishbeyn
Fairview, North Carolina

NATURAL BARREL




| | MODEL | OCCUPANCY | TOTAL LENGTH | OUTSIDE DIAMETER | INSIDE DIAMETER | BENCH L x W | WINDOW SIZE | PORCH LENGTH | WALL/BOARD THICKNESS | VOLUME |
|--|-------------|-----------|--------------|------------------|-----------------|---------------|---|--------------|----------------------|---------------|
|  | Nº60 - Nº61 | 4 | 7.33' | 7.52' | 7.25' | 5' x 2.08' | Nº60 7' x 3.5' Nº61 No Window | 1.58' | 1.57" | 212 CU. FT. |
|  | Nº62 - Nº63 | 6 | 7.33' | 7.52' | 7.25' | 6.5' x 2.08 | Nº62 7' x 3.5' Nº63 No Window | No Porch | 1.57" | 265 CU. FT. |
|  | Nº50 - Nº51 | 6 | 7.33' | 6.29' | 6.06' | 6.38' x 1.63' | Nº50 5.83' x 3' Nº51 No Window | No Porch | 1.57" | 199.5 CU. FT. |
|  | Nº52 - Nº53 | 4 | 5.9' | 6.29' | 6.06' | 4.95' x 1.63' | Nº52 5.83' x 3' Nº53 No Window | No Porch | 1.57" | 154.3 CU. FT. |
|  | Nº54 - Nº55 | 2 | 4.88' | 6.29' | 6.06' | 3.94' x 1.63' | Nº54 5.83' x 3' Nº55 No Window | No Porch | 1.57" | 124.3 CU. FT. |

IGNITE BARREL

| | MODEL | OCCUPANCY | WINDOW | TOTAL LENGTH | | OUTSIDE DIAMETER | INSIDE DIAMETER | BENCH L x W | WINDOW SIZE | PORCH LENGTH | WALL/BOARD THICKNESS | VOLUME |
|--|-------|-----------|--------|--------------|--|------------------|-----------------|---------------|-------------|--------------|----------------------|---------------|
|  | N°60 | 4 | Window | 7.33' | | 7.52' | 7.25' | 5' x 2.08' | 7' x 3.5' | 1.58' | 1.57" | 212 CU. FT. |
|  | N°62 | 6 | Window | 7.33' | | 7.52' | 7.25' | 6.5' x 2.08' | 7' x 3.5' | No Porch | 1.57" | 265 CU. FT. |
|  | N°52 | 4 | Window | 5.9' | | 6.29' | 6.06' | 4.95' x 1.63' | 5.83' x 3' | No Porch | 1.57" | 154.3 CU. FT. |
|  | N°54 | 2 | Window | 4.88' | | 6.29' | 6.06' | 3.94' x 1.63' | 5.83' x 3' | No Porch | 1.57" | 124.3 CU. FT. |

SAUNA SQUARES

| | MODEL | OCCUPANCY | TOTAL LENGTH | | TOTAL WIDTH | TOTAL HEIGHT | BACK BENCH SIDE BENCH L x W | WINDOW SIZE | PORCH LENGTH | WALL/BOARD THICKNESS | VOLUME |
|--|-------------|-----------|--------------|--|-------------|--------------|--|--|--------------|----------------------|-------------|
|  | N°40 - N°41 | 6 | 8.24' | | 6.9' | 7.21' | Back 6.5' x 1.61' Side 4.3' x 1.61' | N°40 6.3' X 3.2' N°41 No Window | 1.61' | 1.57" | 241 CU. FT. |
|  | N°42 - N°43 | 4 | 6.93' | | 6.9' | 7.28' | Back 6.5' x 1.61' Side 2.9' x 1.61' | N°42 6.3' X 3.2' N°43 No Window | 1.61' | 1.57" | 191 CU. FT. |
|  | N°45 | 1-2 | 4.63' | | 4.4' | 7.28' | Back 3.9' x 1.67' Side 2.0' x 0.9' | No Window | No Porch | 1.57" | 98 CU. FT. |





















LUIK SERIES

| LUIK SERIES | | | MODEL | OCCUPANCY | WINDOW | TOTAL LENGTH | | INTERIOR HEIGHT | TOTAL HEIGHT | BENCHES L x W | EXTERIOR | INTERIOR | WALL THICKNESS | VOLUME |
|--|---|---|----------------------|-----------|--------------|--------------|--|-----------------|--------------|---------------|---------------------------------|--------------------------------|----------------|-------------|
|  |  |  | LUIK - BENCHMARK ASH | 4-6 | Front Window | 7.34' | | 6.46' | 7.96' | 6.35' x 2.11' | Benchmark Ash 5/4x4 C72 (Oiled) | Thermo-Aspen | 5.59" | 260 CU. FT. |
|  |  |  | LUIK - KODIAK SPRUCE | 4-6 | Front Window | 7.34' | | 6.46' | 7.96' | 6.35' x 2.11' | Kodiak Spruce 5/4x7 C75 (Oiled) | Natural Alder & Benchmark Pine | 5.59" | 260 CU. FT. |



MOD SERIES

POWERED BY SUPERIOR SAUNA

| MOD SERIES | | | MODEL | OCCUPANCY | WINDOW | TOTAL LENGTH | | TOTAL WIDTH | TOTAL HEIGHT | EXTERIOR | INTERIOR | BENCH | CEILING | DOOR |
|--|---|---|-----------------------------|-----------|----------------|--------------|--|-------------|--------------|---------------------------------|--------------------------|-------------------------|--|--|
|  |  |  | MOD6 MODERN - SOCIAL | 6-8 | Corner Windows | 8.25' | | 6.25' | 8.04' | Ignite Spruce 1 x 6 C24 Brushed | Thermo-Alder 1 x 4 STS4 | Thermo-Alder 5/4x4 SHP | Thermo-Spruce 1 x 4 STS4 Brushed Black | <ul style="list-style-type: none"> Thermo-Pine Black Hardware Clear Glass |
|  |  |  | MOD6 MODERN - ATHLETIC | 6-8 | Side Windows | 8.25' | | 6.25' | 8.04' | Ignite Spruce 1 x 6 C24 Brushed | Thermo-Alder 1 x 4 STS4 | Thermo-Alder 5/4x4 SHP | Thermo-Spruce 1 x 4 STS4 Brushed Black | <ul style="list-style-type: none"> Thermo-Pine Black Hardware Clear Glass |
|  |  |  | MOD6 TRADITIONAL - SOCIAL | 6-8 | Corner Windows | 8.25' | | 6.25' | 8.04' | Kodiak Spruce 1 x 8 C15 | Thermo-Spruce 1 x 4 STS4 | Thermo-Spruce 5/4x4 SHP | Thermo-Spruce 1 x 4 STS4 Brushed Black | <ul style="list-style-type: none"> Thermo-Pine Black Hardware Clear Glass |
|  |  |  | MOD6 TRADITIONAL - ATHLETIC | 6-8 | Side Windows | 8.25' | | 6.25' | 8.04' | Kodiak Spruce 1 x 8 C15 | Thermo-Spruce 1 x 4 STS4 | Thermo-Spruce 5/4x4 SHP | Thermo-Spruce 1 x 4 STS4 Brushed Black | <ul style="list-style-type: none"> Thermo-Pine Black Hardware Clear Glass |
|  |  |  | MOD4 MODERN - SOCIAL | 4-6 | Corner Windows | 5.6' | | 6.5' | 8.04' | Ignite Spruce 1 x 6 C24 Brushed | Thermo-Alder 1 x 4 STS4 | Thermo-Alder 5/4x4 SHP | Thermo-Spruce 1 x 4 STS4 Brushed Black | <ul style="list-style-type: none"> Thermo-Pine Black Hardware Clear Glass |
|  |  |  | MOD4 TRADITIONAL - SOCIAL | 4-6 | Corner Windows | 5.6' | | 6.5' | 8.04' | Kodiak Spruce 1 x 8 C15 | Thermo-Spruce 1 x 4 STS4 | Thermo-Spruce 5/4x4 SHP | Thermo-Spruce 1 x 4 STS4 Brushed Black | <ul style="list-style-type: none"> Thermo-Pine Black Hardware Clear Glass |

* Optional Floorkit available for Mod6 Models.

SAUNA KIT ADD-ONS

| | TYPE | APPLICABLE MODELS | MATERIAL | HEATER |
|---|------------------------------------|------------------------------|--------------|--|
|  | FULL PANORAMIC WINDOW | No61, No63, No51, No53, No55 | Spruce Frame | Homecraft Revive |
|  | TWO TIERED BENCH | No60, No61, No62, No63, | Thermo-Aspen | HUUM Drop Homecraft Revive Slim / Revive |
|  | JUNIPER LOWER PANEL BARRELS | No60, No62, No50, No52, No54 | Juniper | Standard Heater per Model |
|  | JUNIPER UPPER PANEL BARRELS | No61, No63, No51, No53, No55 | Juniper | Standard Heater per Model |
|  | JUNIPER UPPER PANEL SQUARES | No41, No43, No45 | Juniper | Standard Heater per Model |



Discover how you can personalize your sauna with mix-and-match add-ons—just ask your salesperson.



SAUNA MATERIALS

SPECIES:

Natural Alder
 Natural Aspen
 Medium Alder
 Medium Aspen
 Medium Magnolia
 Intense Alder
 Intense Spruce

USE:







Interior







Walls & Benches, Medium Aspen
 Photo: Elvo Jakobson
 Private Home, Estonia

SAUNA[®] MATERIALS by THERMORY[®]

Wall Paneling

| PRODUCT | SPECIES | DIMENSIONS | COVERAGE | LENGTHS | MODIFICATION STRENGTH | TEXTURE | INSTALLATION |
|---|---------|--------------|----------|----------|-----------------------|---------|--------------|
|  5/4 X 3 NATURAL ALDER STEP | Alder | 1.06" x 2.5" | 2.2" | 6' - 10' | None | Smooth | Staple |
|  1 X 5 NATURAL ALDER STS4 | Alder | .59" x 4.7" | 4.4" | 6' - 10' | None | Smooth | Staple |
|  1 X 4 NATURAL ALDER STS4 | Alder | .59" x 3.5" | 3.2" | 6' - 10' | None | Smooth | Staple |
|  1 X 5 NATURAL ALDER STS4 BRUSHED & WAXED BLACK | Alder | .59" x 4.7" | 4.4" | 6' - 10' | None | Brushed | Staple |
|  1 X 5 NATURAL ASPEN STS4 | Aspen | .59" x 4.7" | 4.4" | 6' - 10' | None | Smooth | Staple |
|  1 X 5 ALDER STS4 | Alder | .59" x 4.7" | 4.4" | 6' - 10' | Medium | Smooth | Staple |

| PRODUCT | SPECIES | DIMENSIONS | COVERAGE | LENGTHS | MODIFICATION STRENGTH | TEXTURE | INSTALLATION |
|---|----------|--------------|----------|------------------|-----------------------|---------|--------------|
|  5/4 X 3 ASPEN STEP | Aspen | 1.06" x 2.5" | 2.2" | 6' - 10' | Medium | Smooth | Staple |
|  1 X 4 ASPEN STS4 | Aspen | .59" x 3.5" | 3.2" | 6' - 10' | Medium | Smooth | Staple |
|  1 X 5 ASPEN STS4 | Aspen | .59" x 4.7" | 4.4" | 6' - 10' | Medium | Smooth | Staple |
|  1 X 4 ASPEN KYTE | Aspen | .59" x 3.4" | 3.1" | 6' - 10' | Medium | Smooth | Staple |
|  1 X 4 ASPEN VIRE | Aspen | .59" x 3.5" | 3.1" | 6' - 10' | Medium | Smooth | Staple |
|  5/4 X 3 ASPEN WAVE | Aspen | 1.1" x 2.6" | 2.2" | 6' - 10' | Medium | Smooth | Staple |
|  *SPECIAL ORDER* 1 X 4 ASPEN STF TILES | Aspen | .59" x 3.2" | 3.0" | 11.50" or 22.75" | Medium | Smooth | Staple |
|  *SPECIAL ORDER* 1 X 4 ASPEN SRP | Aspen | .59" x 3.1" | 2.8" | 6' - 10' | Medium | Smooth | Staple |
|  1 X 6 MAGNOLIA STS10 | Magnolia | .56" x 5.7" | 5.4" | 6' - 10' | Medium | Smooth | Staple |
|  1 X 7 MAGNOLIA STS10 | Magnolia | .56" x 6.7" | 6.4" | 6' - 10' | Medium | Smooth | Staple |

| PRODUCT | SPECIES | DIMENSIONS | COVERAGE | LENGTHS | MODIFICATION STRENGTH | TEXTURE | INSTALLATION |
|---|---------|-------------|----------|----------|-----------------------|---------|--------------|
|  1 X 4 ALDER STS4 | Alder | .59" x 3.3" | 3.0" | 6' - 10' | Intense | Smooth | Staple |
|  1 X 5 ALDER STS4 | Alder | .59" x 4.7" | 4.4" | 6' - 10' | Intense | Smooth | Staple |
|  1 X 4 SPRUCE STS4 | Spruce | .59" x 3.5" | 3.2" | 6' - 10' | Intense | Smooth | Staple |
|  1 X 4 SPRUCE STS4 BRUSHED & WAXED | Spruce | .59" x 3.5" | 3.2" | 6' - 10' | Intense | Brushed | Staple |

SAUNA[®]

MATERIALS by THERMORY[®]

Bench Boards

| PRODUCT | SPECIES | DIMENSIONS | COVERAGE | LENGTHS | MODIFICATION STRENGTH | TEXTURE | INSTALLATION |
|--|----------|--------------|----------|----------|-----------------------|---------|----------------|
|  1 X 4 NATURAL ALDER SHP | Alder | .83" x 3.5" | 3.5" | 6' - 10' | None | Smooth | 40mm FG Screws |
|  5/4 X 4 NATURAL ALDER SHP | Alder | 1.1" x 3.5" | 3.5" | 6' - 10' | None | Smooth | 40mm FG Screws |
|  5/4 X 4 NATURAL ASPEN SHP | Aspen | 1.1" x 3.5" | 3.5" | 6' - 10' | None | Smooth | 40mm FG Screws |
|  1 X 4 ALDER SHP | Alder | .83" x 3.5" | 3.5" | 6' - 10' | Medium | Smooth | 40mm FG Screws |
|  5/4 X 4 ALDER SHP | Alder | 1.1" x 3.5" | 3.5" | 6' - 10' | Medium | Smooth | 40mm FG Screws |
|  1 X 4 ASPEN SHP | Aspen | .83" x 3.5" | 3.5" | 6' - 10' | Medium | Smooth | 40mm FG Screws |
|  5/4 X 4 ASPEN SHP | Aspen | 1.1" x 3.5" | 3.5" | 6' - 10' | Medium | Smooth | 40mm FG Screws |
|  5/4 X 8 MAGNOLIA SHP | Magnolia | 1.1" x 7.3" | 7.3" | 6' - 10' | Medium | Smooth | 40mm FG Screws |
|  5/4 X 4 ALDER SHP | Alder | 1.1" x 3.5" | 3.5" | 6' - 10' | Intense | Smooth | 40mm FG Screws |
|  5/4 X 4 SPRUCE SHP | Spruce | 1.01" x 3.5" | 3.5" | 6' - 10' | Intense | Smooth | 40mm FG Screws |



Walls, Bench, Ceiling: Intense Alder
 Photo: Elvo Jakobson
 Private Home, Estonia

READY-MADE ELEMENTS

SPECIES:

Natural Alder
Medium Aspen







USE:












Interior







Bench & Backrest: Alder
Photo: Allan Lepikson
Private Home, Estonia.

SAUNA[®]
MATERIALS by THERMORY[®]

Sauna Elements

| PRODUCT | SPECIES | THICKNESS / HEIGHT | WIDTH | LENGTH | MODIFICATION STRENGTH | TEXTURE | INSTALLATION |
|--|---------|--------------------|---------------|---------------|-----------------------|---------|--------------|
|  NATURAL ALDER BENCH MODULE | Alder | Height - 5.5 | 19.7" - 23.6" | 63" - 94.5" | None | Smooth | Screw |
|  ASPEN BENCH MODULE | Aspen | Height - 5.5 | 19.7" - 23.6" | 63" - 94.5" | Medium | Smooth | Screw |
|  NATURAL ALDER CORNER BENCH MODULE | Alder | Height - 5.5 | 19.7" - 23.6" | 19.7" - 23.6" | None | Smooth | Screw |
|  ASPEN CORNER BENCH MODULE | Aspen | Height - 5.5 | 19.7" - 23.6" | 19.7" - 23.6" | Medium | Smooth | Screw |
|  NATURAL ALDER BACKREST | Alder | Thickness - 1.1 | 11.8" | 80.7" | None | Smooth | Screw |
|  ASPEN BACKREST | Aspen | Thickness - 1.1 | 11.8" | 80.7" | Medium | Smooth | Screw |

| PRODUCT | SPECIES | THICKNESS / HEIGHT | WIDTH | LENGTH | MODIFICATION STRENGTH | TEXTURE | INSTALLATION |
|---|---------|--------------------|-------|--------|-----------------------|---------|--------------|
|  NATURAL ALDER BENCH SKIRT | Alder | Thickness - 0.55 | 11.8" | 94.5" | None | Smooth | Screw |
|  ASPEN BENCH SKIRT | Alder | Thickness - 0.55 | 11.8" | 94.5" | Medium | Smooth | Screw |
|  ASPEN FLOORGRID | Aspen | Thickness - 0.55 | 31.5" | 35.4" | Medium | Smooth | Screw |
|  NATURAL ALDER ADJUSTABLE VENTILATION GRILLE | Alder | - | 5.2" | 11.1" | None | Smooth | Screw |
|  NATURAL ASPEN ADJUSTABLE VENTILATION GRILLE | Aspen | - | 5.2" | 11.1" | None | Smooth | Screw |
|  ASPEN ADJUSTABLE VENTILATION GRILLE | Aspen | - | 5.2" | 11.1" | Medium | Smooth | Screw |
|  NATURAL ALDER VENTILATION FIXED GRILLE | Alder | - | 5.9" | 7.5" | None | Smooth | Screw |
|  NATURAL ASPEN VENTILATION FIXED GRILLE | Aspen | - | 5.9" | 7.5" | None | Smooth | Screw |
|  ASPEN VENTILATION FIXED GRILLE | Aspen | - | 5.9" | 7.5" | Medium | Smooth | Screw |
|  ASPEN MOVEABLE BENCH | Aspen | Thickness - 0.55 | 15.7" | 27.6" | Medium | Smooth | - |
|  ASPEN HEADREST | Aspen | Thickness - 3.8" | 11" | 13.2" | Medium | Smooth | - |

| PRODUCT | SPECIES | DIMENSIONS | COVERAGE | LENGTHS | MODIFICATION STRENGTH | TEXTURE | INSTALLATION | |
|--|-------------------------|------------|--------------|---------|-----------------------|---------|--------------|------|
|  | 1 X 1.5 NATURAL ALDER T | Alder | .67" x 1.26" | - | 6' - 10' | None | Smooth | Nail |
|  | 1 X 1 NATURAL ALDER SI | Alder | .59" x .71" | - | 6' - 10' | None | Smooth | Nail |
|  | 1 X 1 NATURAL ALDER SHP | Alder | .83" x .83" | - | 6' - 10' | None | Smooth | Nail |
|  | 1 X 1.5 ASPEN T | Aspen | .67" x 1.26" | - | 6' - 10' | Medium | Smooth | Nail |
|  | 1 X 1 ASPEN SI | Aspen | .59" x .71" | - | 6' - 10' | Medium | Smooth | Nail |
|  | 1 X 1 ASPEN SHP | Aspen | .83" x .83" | - | 6' - 10' | Medium | Smooth | Nail |

SAUNA DOORS & WINDOWS

SPECIES:






Medium Aspen


USE:

Interior

Walls: Medium Aspen, Kytte
Benches: Medium Aspen

Sauna Doors & Windows

| PRODUCT | SPECIES | USE | THICKNESS X WIDTH | HEIGHT | MODIFICATION STRENGTH | GLASS COLOR | HARDWARE | |
|---|--------------------------|-------|-------------------------|--------------|-----------------------|-------------|----------|--------|
|  | ASPEN PREMIUM DOOR | Aspen | Interior Sauna | 3.6" x 27.2" | 74.4" - 78.3" | Medium | Clear | Silver |
|  | ASPEN BLACK PREMIUM DOOR | Aspen | Interior Sauna | 3.6" x 27.2" | 74.4" - 78.3" | Medium | Gray | Black |
|  | PINE PREMIUM DOOR | Pine | Exterior Interior Sauna | 3.6" x 27.2" | 74.4" - 78.3" | Intense | Gray | Black |
|  | 2 X 6 ASPEN BLACK WINDOW | Aspen | Interior Sauna | 3.6" x 19.3" | 74.4" | Medium | Gray | Screw |
|  | 2 X 3 ASPEN BLACK WINDOW | Aspen | Interior Sauna | 3.6" x 19.3" | 35.0" | Medium | Gray | Screw |



Walls: Thermo-Aspen SRP & Natural Aspen STP
Benches: Natural Aspen
Photo: Elvo Jakobson

HEATERS











ACCESSORIES & CARE PRODUCTS



Natural Barrel Sauna No62
Photo: Molly Milroy
Asheville, North Carolina

| MODEL | WATTAGE | DIMENSIONS W X D X H | OPTIMUM ROOM SIZE | BREAKER SIZE | SAUNA CONTROL | THERMORY COMPATIBLE MODELS | MOUNT |
|--|--|-------------------------|----------------------------|---------------------------|---|--|-------|
|  | HUUM DROP 4 | 4.5 Kw | 15.35" x 13.2" x 23.3" | 106 - 248 ft ³ | UKU Sauna Control Panel Classic - Wifi | No54, No55 | Wall |
| | HUUM DROP 6 | 6 Kw | | 177 - 318 ft ³ | | Mod4, No42, No43, No52, No53 | |
| | HUUM DROP 7 | 7.5 Kw | | 248 - 389 ft ³ | | No 60, No61, No50, No51 | |
| | HUUM DROP 9 | 9 Kw | | 283 - 460 ft ³ | | Mod6, No62, No63, Luik | |
|  | HUUM HIVE MINI WITH AIRUNNEL | 11 Kw | 18.1" x 18.1" x 29.6" | 354 - 566 ft ³ | UKU Sauna Control Panel Classic - Wifi | No40, No41 | Floor |
|  | STEEL 6 | 6 Kw | 12.6" x 12.6" x 38.4" | 177 - 318 ft ³ | UKU Sauna Control Panel Classic - Wifi | Mod4, No42, No43, No52, No53 | Floor |
| | STEEL 9 | 9 Kw | | 283 - 460 ft ³ | | Mod6, No62, No63, Luik | |
| | STEEL 11 | 11 Kw | | 354 - 566 ft ³ | | No40, No41 | |
|  | HUUM CORE 9 Thermo-Aspen or Alder finish | 9 Kw | 15.16" x 15.16" x 32.7" | 283 - 460 ft ³ | UKU Glass Sauna Control Panel - Wifi | Mod6, No62, No63, Luik | Floor |
|  | HOMECRAFT REVIVE SLIM | 5 Kw | 13" x 7.5" x 36" | 100 - 250 ft ³ | Tke2-2 Indoor/ Outdoor | No45, No54, No55 | Wall |
| | | 6 Kw | | 200 - 300 ft ³ | | Mod4, No42, No43, No50, No51, No52, No53, No60, No61 | |
|  | HOMECRAFT REVIVE | 9 Kw | 14" x 14" x 36" | 325 - 450 ft ³ | Tke2-2 Indoor/ Outdoor | Mod6, No40, No41, No62, No63, Luik | Floor |

| PRODUCT | NAME | TYPE | USE |
|---|------------------------------|--|---|
|  | HALU B.V. HEADREST | Natural Aspen | Sauna Headrest |
|  | HALU B.V. BACKREST | Natural Aspen | Sauna Backrest |
|  | HUUM SAUNA STONES | Olivine Diabase Rocks | HUUM Drop & Hive Mini Heaters |
|  | ACCESORIES PACK | Bucket, Ladle, Sand Timer, Temperature Gauge | Adding Water, Temperature, Timing |
|  | SUPI SAUNAVAHA SAUNA WAX | Clear Wax | Sauna Benches, Paneled Walls And Ceilings, Doors & Window Frames. |
|  | SUPI SAUNAVAHA SAUNA WAX | Black Wax | Sauna Benches, Paneled Walls And Ceilings, Doors & Window Frames. |
|  | SUPI SAUNAVAHA SAUNA CLEANER | Sauna Cleaning Detergent | For Saunas & Other Wet Rooms |
|  | SAUNAPALLO SAUNABALL | Black Mat, Brushed Metal, Shiny Steel | Evenly distribute water onto rocks. |

Heat. Steam. Cool. Done.

Thermal modification is a chemical-free process that gives you the beauty of real wood, naturally enhanced with only heat and steam for unequaled strength and stability—even in changing weather conditions. And, with greater insulating properties compared to unmodified wood, our wood is never too hot on your feet.

The right wood. The right way.

We source all our wood using responsible forestry practices, never laying a finger on our tropical woodlands and rainforests. And wood is the only naturally renewable building material that doesn't generate hazardous waste. So, when you choose Thermory, you're not just investing in quality, but in the health of our planet too.



The mark of responsible forestry



Thermory USA - Buffalo

29 Liberty St, Suite 205
Batavia, NY 14020
585-591-6590

Support@ThermoryUSA.com
SaunaHelp@ThermoryUSA.com

Last updated: June 2026
All previous versions are null and void.

→ Sauna.ThermoryUSA.com



THERMORY
LEAVE A LASTING IMPACT