

**THERMORY**<sup>®</sup>  
LEAVE A LASTING IMPACT


Product  
Options



Benchmark Ash Decking & Cladding  
Design: Sanders Architecture. Photo: Ryann Ford  
Pemberton Heights Residence. Austin, Texas.



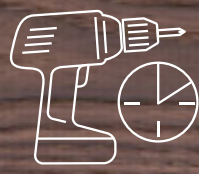
# DECKING



Smooth Finish



JEM Joints



Easy Installation



No Hot Feet



Low Maintenance

**SPECIES:**

White Ash  
Red Oak  
Scots Pine  
Spruce

**USE:**

Interior  
Exterior



**BENCHMARK ASH**  
by THERMORY®

## Decking

PRODUCT	SPECIES	FIRE RATING	DIMENSIONS	COVERAGE	LENGTHS	MODIFICATION STRENGTH	TEXTURE	INSTALLATION
1 X 4 ASH DECKING - GROOVED (JEM)	White Ash	Saferwood Thermex FR *By request	.79" x 3.7"	3.7"	3' - 12'	Intense	Smooth	T4 Clip
1 X 4 ASH DECKING - NO GROOVE (JEM)	White Ash	Saferwood Thermex FR *By request	.79" x 3.7"	3.7"	3' - 12'	Intense	Smooth	40mm FG Screws - Pro Plug System
1 X 6 ASH STANDARD DECKING - GROOVED (JEM)	White Ash	Saferwood Thermex FR *By request	.79" x 5.2"	5.2"	3' - 12'	Intense	Smooth	T6 Clip
1 X 6 ASH STANDARD DECKING - NO GROOVE (JEM)	White Ash	Saferwood Thermex FR *By request	.79" x 5.2"	5.2"	3' - 12'	Intense	Smooth	40mm FG Screws - Pro Plug System
*SPECIAL ORDER* 1 X 6 ASH MAX DECKING - GROOVED (JEM)	White Ash	W.U.I - Saferwood Thermex FR *By request	.79" x 5.9"	5.9"	3' - 12'	Intense	Smooth	T6 Clip



**BENCHMARK ASH**  
by THERMORY®

# Decking



PRODUCT	SPECIES	FIRE RATING	DIMENSIONS	COVERAGE	LENGTHS	MODIFICATION STRENGTH	TEXTURE	INSTALLATION
<b>*SPECIAL ORDER*</b> <b>1 X 6 ASH MAX DECKING - NO GROOVE (JEM)</b>	White Ash	W.U.I - Saferwood Thermex FR <i>*By request</i>	.79" x 5.9"	5.9"	3' - 12'	Intense	Smooth	40mm FG Screws - Pro Plug System
<b>5/4 X 4 ASH DECKING - GROOVED (JEM)</b>	White Ash	W.U.I - Saferwood Thermex FR <i>*By request</i>	1.02" x 3.5"	3.5"	3' - 12'	Intense	Smooth	T4 Clip
<b>5/4 X 4 ASH DECKING - NO GROOVE (JEM)</b>	White Ash	W.U.I - Saferwood Thermex FR <i>*By request</i>	1.02" x 3.5"	3.5"	3' - 12'	Intense	Smooth	60mm FG Screws - Pro Plug System
<b>5/4 X 5 ASH DECKING - GROOVED (JEM)</b>	White Ash	W.U.I - Saferwood Thermex FR <i>*By request</i>	1.02" x 4.5"	4.5"	3' - 12'	Intense	Smooth	T6 Clip
<b>5/4 X 5 ASH DECKING - NO GROOVE (JEM)</b>	White Ash	W.U.I - Saferwood Thermex FR <i>*By request</i>	1.02" x 4.5"	4.5"	3' - 12'	Intense	Smooth	60mm FG Screws - Pro Plug System
<b>5/4 X 6 ASH STANDARD DECKING - GROOVED (JEM)</b>	White Ash	W.U.I - Saferwood Thermex FR <i>*By request</i>	1.02" x 5.1"	5.1"	3' - 12'	Intense	Smooth	T6 Clip
<b>5/4 X 6 ASH STANDARD DECKING - NO GROOVE (JEM)</b>	White Ash	W.U.I - Saferwood Thermex FR <i>*By request</i>	1.02" x 5.1"	5.1"	3' - 12'	Intense	Smooth	60mm FG Screws - Pro Plug System
<b>5/4 X 6 ASH MAX DECKING - GROOVED (JEM)</b>	White Ash	W.U.I - Saferwood Thermex FR <i>*By request</i>	1.02" x 5.7"	5.7"	3' - 12'	Intense	Smooth	T6 Clip
<b>5/4 X 6 ASH MAX DECKING - NO GROOVE (JEM)</b>	White Ash	W.U.I - Saferwood Thermex FR <i>*By request</i>	1.02" x 5.7"	5.7"	3' - 12'	Intense	Smooth	60mm FG Screws - Pro Plug System



# BENCHMARK ASH

by THERMORY®

# Decking





PRODUCT	SPECIES	FIRE RATING	DIMENSIONS	COVERAGE	LENGTHS	MODIFICATION STRENGTH	TEXTURE	INSTALLATION
 ASH DECKING - HERRINGBONE MAIN MODULE	White Ash	-	1.1" x 31.9" x 36.3"	N/A	N/A	Intense	Smooth	Screws Included in Package
 ASH DECKING - HERRINGBONE START & END MODULE	White Ash	-	1.1" x 31.9" x 15.6"	N/A	N/A	Intense	Smooth	Screws Included in Package



# BENCHMARK OAK

by THERMORY®

# Decking

PRODUCT	SPECIES	FIRE RATING	DIMENSIONS	COVERAGE	LENGTHS	MODIFICATION STRENGTH	TEXTURE	INSTALLATION
 5/4 X 6 OAK STANDARD DECKING - GROOVED (JEM)	Red Oak	W.U.I	1.02" x 5.1"	5.1"	3' - 12'	Intense	Smooth	T6 Clip
 5/4 X 6 OAK STANDARD DECKING - NO GROOVE (JEM)	Red Oak	W.U.I	1.02" x 5.1"	5.1"	3' - 12'	Intense	Smooth	60mm FG Screws - Pro Plug System
 *SPECIAL ORDER* 5/4 X 6 OAK MAX DECKING - GROOVED (JEM)	Red Oak	-	1.02" x 5.7"	5.7"	3' - 12'	Intense	Smooth	T6 Clip
 5/4 X 6 OAK MAX DECKING - NO GROOVE (JEM)	Red Oak	-	1.02" x 5.7"	5.7"	3' - 12'	Intense	Smooth	60mm FG Screws - Pro Plug System





Benchmark Oak Decking



# BENCHMARK PINE

by THERMORY®



## Decking

PRODUCT	SPECIES	FIRE RATING	DIMENSIONS	COVERAGE	LENGTHS	MODIFICATION STRENGTH	TEXTURE	INSTALLATION
 5/4 X 6 PINE DECKING - GROOVED	Scots Pine	W.U.I - Saferwood Thermex FR *By request	1.02" x 5.5"	5.5"	8' - 16'	Intense	Smooth	PC Clip
 5/4 X 6 PINE DECKING - NO GROOVE	Scots Pine	W.U.I - Saferwood Thermex FR *By request	1.02" x 5.5"	5.5"	8' - 16'	Intense	Smooth	60mm FG Screws - Pro Plug System

# KODIAK

by THERMORY®

## Decking

PRODUCT	SPECIES	FIRE RATING	DIMENSIONS	COVERAGE	LENGTHS	MODIFICATION STRENGTH	TEXTURE	INSTALLATION
 5/4 X 8 SPRUCE DECKING - GROOVED	Spruce	W.U.I	1.02" x 7.3"	7.3"	8' - 16'	Intense	Brushed, Rough	PC Clip
 5/4 X 8 SPRUCE DECKING - NO GROOVE	Spruce	W.U.I	1.02" x 7.3"	7.3"	8' - 16'	Intense	Brushed, Rough	60mm FG Screws - Pro Plug System



Kodiak Spruce Decking

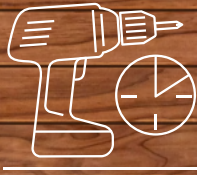
# CLADDING



Dimensionally Stable



JEM Joints




Easy Installation



Sustainable



Low Maintenance



**SPECIES:**

**USE:**

White Ash  
Red Oak  
Scots Pine  
Radiata Pine  
Spruce

Interior  
Exterior



**BENCHMARK ASH**  
by THERMORY®

## Cladding


PRODUCT	SPECIES	FIRE RATING	DIMENSIONS	COVERAGE	LENGTHS	MODIFICATION STRENGTH	TEXTURE	INSTALLATION
1 X 4 ASH CLADDING - T/G (JEM)	White Ash	-	.79" x 3.7"	3.5"	3' - 12'	Intense	Smooth	60mm FG Screws
1 X 6 ASH CLADDING - C20 (JEM)	White Ash	W.U.I	.79" x 5.9"	5.6"	3' - 12'	Intense	Smooth	60mm FG Screws
1 X 6 ASH CLADDING - T/G (JEM)	White Ash	W.U.I	.79" x 5.9"	5.7"	3' - 12'	Intense	Smooth	60mm FG Screws
1 X 6 ASH CLADDING - PACS C23J (JEM)	White Ash	-	.79" x 5.9"	5.6"	3' - 12'	Intense	Smooth	PaCS Furring Strips
1 X 8 ASH CLADDING - C4 (JEM)	White Ash	-	.79" x 7.5"	7.5"	3' - 12'	Intense	Smooth	60mm FG Screws
5/4 x 4 ASH CLADDING - C72 (JEM)	White Ash	-	1.02" x 3.6"	3.2"	3' - 12'	Intense	Smooth	60mm FG Screws



# BENCHMARK ASH

by THERMORY®

## Cladding



PRODUCT	SPECIES	FIRE RATING	DIMENSIONS	COVERAGE	LENGTHS	MODIFICATION STRENGTH	TEXTURE	INSTALLATION
 <b>ASH CLADDING - SHINGLES S1</b>	White Ash	-	Approx. 0.15" Top / 0.39" Bottom 2.76", 3.54", 4.33", 5.12"	Varies Based on Exposure	N/A	Intense	Brushed	Stainless Steel Staple



# BENCHMARK OAK

by THERMORY®

## Cladding

PRODUCT	SPECIES	FIRE RATING	DIMENSIONS	COVERAGE	LENGTHS	MODIFICATION STRENGTH	TEXTURE	INSTALLATION
 <b>*SPECIAL ORDER* 1 X 6 RED OAK CLADDING - STANDARD C57 (JEM)</b>	Red Oak	-	.79" x 5.2"	4.9"	3' - 12'	Intense	Smooth	60mm FG Screws
 <b>1 X 6 RED OAK CLADDING - MAX C57 (JEM)</b>	Red Oak	-	.79" x 5.9"	5.6"	3' - 12'	Intense	Smooth	60mm FG Screws

Benchmark Clear Pine Cladding, 1x6 C19  
 Design: Robert P. Gabriel, Atelier CHALK  
 Photo: Bill Oxford Photography  
 Hatchway Home, Sea Ranch, California





# BENCHMARK CLEAR PINE

by THERMORY®






# Cladding

PRODUCT	SPECIES	FIRE RATING	DIMENSIONS	COVERAGE	LENGTHS	MODIFICATION STRENGTH	TEXTURE	INSTALLATION
1 X 3 CLEAR PINE CLADDING - PACS C7J (JEM)	Radiata Pine	-	.79" x 2.6"	2.8"	8' - 10'	Intense	Smooth	PaCS Aluminum Start Rail
1 X 6 CLEAR PINE CLADDING - C4 (JEM)	Radiata Pine	-	.79" x 5.4"	5.4"	8' - 16'	Intense	Smooth	60mm FG Screws
*TO BE DISCONTINUED* 1 X 6 CLEAR PINE CLADDING - C19 (JEM) BRUSHED	Radiata Pine	-	.79" x 5.4"	5.2"	8' - 16'	Intense	Brushed	60mm FG Screws
*TO BE DISCONTINUED* 1 X 6 CLEAR PINE CLADDING - C19 (JEM) SMOOTH	Radiata Pine	-	.79" x 5.4"	5.2"	8' - 16'	Intense	Smooth	60mm FG Screws
*REPLACING C19* 1 X 6 CLEAR PINE CLADDING - C96 (JEM) BRUSHED	Radiata Pine	-	.79" x 5.4"	4.6"	8' - 16'	Intense	Brushed	60mm FG Screws
*REPLACING C19* *SPECIAL ORDER* 1 X 6 CLEAR PINE CLADDING - C96 (JEM) SMOOTH	Radiata Pine	-	.79" x 5.4"	4.6"	8' - 16'	Intense	Smooth	60mm FG Screws
1 X 6 CLEAR PINE CLADDING - C87 V-GROOVE (JEM)	Radiata Pine	-	.79" x 5.4"	5.0"	8' - 16'	Intense	Smooth	60mm FG Screws
1 X 6 CLEAR PINE CLADDING - CAR3G (JEM)	Radiata Pine	-	.79" x 5.4"	4.8"	8' - 16'	Intense	Smooth	60mm FG Screws
1 X 6 CLEAR PINE CLADDING - CAR3G STRIPES	Radiata Pine	-	.75" x 5.4"	4.8"	8' - 16'	Intense	Smooth	60mm FG Screws



**BENCHMARK PINE**  
by THERMORY®

# Cladding

PRODUCT	SPECIES	FIRE RATING	DIMENSIONS	COVERAGE	LENGTHS	MODIFICATION STRENGTH	TEXTURE	INSTALLATION
 <b>1 X 6 PINE CLADDING - C19 (JEM)</b> REVERSIBLE	Scots Pine	Saferwood Thermex FR <a href="#">*By request</a>	.79" x 5.5"	5.2"	8' - 16'	Intense	Smooth, Rough	60mm FG Screws
 <b>1 X 6 PINE CLADDING - C87 V-GROOVE (JEM)</b>	Scots Pine	Saferwood Thermex FR <a href="#">*By request</a>	.79" x 5.4"	5.0"	8' - 16'	Intense	Smooth	60mm FG Screws
 <b>*SPECIAL ORDER* 1 X 4 PINE CLADDING - C34 (JEM)</b> MIX & MATCH	Scots Pine	Saferwood Thermex FR <a href="#">*By request</a>	.79" x 3.5"	2.8"	8' - 16'	Intense	Smooth	60mm FG Screws
 <b>*SPECIAL ORDER* 1 X 6 PINE CLADDING - C34 (JEM)</b> MIX & MATCH	Scots Pine	Saferwood Thermex FR <a href="#">*By request</a>	.79" x 5.5"	4.8"	8' - 16'	Intense	Smooth	60mm FG Screws
 <b>*SPECIAL ORDER* 2 X 3 PINE CLADDING - C34</b> MIX & MATCH	Scots Pine	Saferwood Thermex FR <a href="#">*By request</a>	1.6" x 2.6"	1.9"	8' - 16'	Intense	Smooth	60mm FG Screws









Benchmark Pine & Clear Pine Cladding, 1x6 C19  
Design: Ferguson Architecture, Photo: YE-H Photography  
7 Seas Brewing, Gig Harbor, Washington.





**BENCHMARK PINE**  
by THERMORY®





# Cladding


PRODUCT	SPECIES	FIRE RATING	DIMENSIONS	COVERAGE	LENGTHS	MODIFICATION STRENGTH	TEXTURE	INSTALLATION
 <b>*SPECIAL ORDER*</b> <b>5/4 X 5 PINE CLADDING - C34 (JEM)</b> MIX & MATCH	Scots Pine	Saferwood Thermex FR <i>*By request</i>	1.02" x 4.5"	3.8"	8' - 16'	Intense	Smooth	60mm FG Screws
 <b>*SPECIAL ORDER*</b> <b>1 X 4 PINE CLADDING - C34</b> MIX & MATCH STRIPES	Scots Pine	-	.75" x 3.5"	2.5"	8' - 16'	Intense	Smooth or Brushed	60mm FG Screws
 <b>*SPECIAL ORDER*</b> <b>1 X 6 PINE CLADDING - C34</b> MIX & MATCH STRIPES	Scots Pine	-	.75" x 5.5"	4.5"	8' - 16'	Intense	Smooth or Brushed	60mm FG Screws
 <b>*SPECIAL ORDER*</b> <b>2 X 3 PINE CLADDING - C34</b> MIX & MATCH STRIPES	Scots Pine	-	1.61" x 2.6"	1.6"	8' - 16'	Intense	Smooth or Brushed	60mm FG Screws
 <b>*SPECIAL ORDER*</b> <b>5/4 X 5 PINE CLADDING - C34</b> MIX & MATCH STRIPES	Scots Pine	-	.98" x 4.5"	3.5"	8' - 16'	Intense	Smooth or Brushed	60mm FG Screws
 <b>5/4 X 6 PINE CLADDING - C8G</b> STRIPES	Scots Pine	-	.98" x 5.5"	4.7"	8' - 16'	Intense	Smooth	60mm FG Screws

**IGNITE**  
by THERMORY®

# Cladding

PRODUCT	SPECIES	DIMENSIONS	COVERAGE	LENGTHS	MODIFICATION STRENGTH	TEXTURE	INSTALLATION	
 <b>1 X 6 SPRUCE CLADDING - GROOVED C24 (JEM)</b> DRAGON SCALE	Spruce	-	.79" x 5.5"	5.2"	8' - 16'	Intense	Embossed	60mm FG Screws (black finish available)
 <b>1 X 6 SPRUCE CLADDING - GROOVED C24 (JEM)</b> BRUSHED	Spruce	-	.79" x 5.5"	5.2"	8' - 16'	Intense	Brushed	60mm FG Screws (black finish available)

PRODUCT	SPECIES	FIRE RATING	DIMENSIONS	COVERAGE	LENGTHS	MODIFICATION STRENGTH	TEXTURE	INSTALLATION	
	1 X 8 SPRUCE CLADDING - C15 (JEM)	Spruce	-	.79" x 7.3"	6.9"	8' - 16'	Intense	Brushed	60mm FG Screws
	1 X 8 SPRUCE CLADDING - C11-S	Spruce	-	.82" x 7.3"	6.5"	8' - 16'	Intense	Smooth	60mm FG Screws
	5/4 X 7 SPRUCE CLADDING - GROOVED C75 (JEM)	Spruce	-	1.02" x 6.3"	5.9"	8' - 16'	Intense	Smooth	60mm FG Screws
	<b>*SPECIAL ORDER*</b> 1 X 8 SPRUCE CLADDING - C15 (JEM) DUNE	Spruce	-	.79" x 7.3"	6.9"	8' - 16'	Intense	Embossed	60mm FG Screws



Ignite Spruce  
 Photo: Elvo Jakobson  
 Radisson Hotel Restaurant, Tallinn, Estonia




# Decking Cladding Porch Flooring

PRODUCT	ASH	OAK	CLEAR PINE	PINE	SPRUCE
VIVID SILVER					
VIVID BLACK					
VIVID WHITE OAK					
VIVID COASTAL WHITE					
VIVID EXOTIC BROWN					
VIVID GOLDEN BROWN					



Vivid Cladding


# PORCH FLOORING



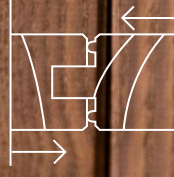
Smooth Finish



JEM Joints



Easy Installation



Expansion Beads



Low Maintenance

SPECIES:

White Ash


USE:

Exterior



**BENCHMARK**  
by THERMORY®

## Porch Flooring

PRODUCT	SPECIES	DIMENSIONS	COVERAGE	LENGTHS	MODIFICATION STRENGTH	TEXTURE	INSTALLATION	
 <p>1 X 4 ASH PORCH FLOORING - T/G (JEM)</p>	White Ash		.79" x 3.7"	3.5"	3' - 12'	Intense	Smooth	60mm FG Screws

Benchmark Ash Porch Flooring



# TRIM

**SPECIES:**

**USE:**






White Ash  
 Red Oak  
 Scots Pine  
 Radiata Pine  
 Spruce

Interior  
 Exterior

Benchmark Ash Trim  
 Private Home, Washington


## Trim

**PRODUCT**

	<p><b>ASH TRIM</b></p>	<div style="display: flex; flex-wrap: wrap; gap: 10px;"> <div style="border: 1px solid black; padding: 5px; margin: 2px;">2" x 8" ●</div> <div style="border: 1px solid black; padding: 5px; margin: 2px;">2" x 6" ●</div> <div style="border: 1px solid black; padding: 5px; margin: 2px;">2" x 4" ●</div> <div style="border: 1px solid black; padding: 5px; margin: 2px;">5/4" x 4" ●</div> <div style="border: 1px solid black; padding: 5px; margin: 2px;">5/4" x 5" ●</div> <div style="border: 1px solid black; padding: 5px; margin: 2px;">5/4" x 6" Standard ●</div> <div style="border: 1px solid black; padding: 5px; margin: 2px;">5/4" x 6" Max ●</div> <div style="border: 1px solid black; padding: 5px; margin: 2px;">1" x 4" ●</div> <div style="border: 1px solid black; padding: 5px; margin: 2px;">1" x 5" C5 ●</div> <div style="border: 1px solid black; padding: 5px; margin: 2px;">1" x 6" Standard ●</div> <div style="border: 1px solid black; padding: 5px; margin: 2px;">1" x 6" Max C5H ●</div> <div style="border: 1px solid black; padding: 5px; margin: 2px;">1" x 8" C5 ●</div> </div>
	<p><b>RED OAK TRIM</b></p>	<div style="display: flex; flex-wrap: wrap; gap: 10px;"> <div style="border: 1px solid black; padding: 5px; margin: 2px;">5/4" x 6" Standard</div> <div style="border: 1px solid black; padding: 5px; margin: 2px;">5/4" x 6" Max</div> </div>
	<p><b>PINE TRIM</b></p>	<div style="display: flex; flex-wrap: wrap; gap: 10px;"> <div style="border: 1px solid black; padding: 5px; margin: 2px;">2" x 6" ●</div> <div style="border: 1px solid black; padding: 5px; margin: 2px;">2" x 4" ●</div> <div style="border: 1px solid black; padding: 5px; margin: 2px;">5/4" x 6" ●</div> <div style="border: 1px solid black; padding: 5px; margin: 2px;">1" x 6" C5 ●</div> </div>
	<p><b>CLEAR PINE TRIM</b></p>	<div style="display: flex; flex-wrap: wrap; gap: 10px;"> <div style="border: 1px solid black; padding: 5px; margin: 2px;">2" x 6"</div> <div style="border: 1px solid black; padding: 5px; margin: 2px;">1" x 6" C5</div> </div>
	<p><b>KODIAK SPRUCE TRIM</b></p>	<div style="display: flex; flex-wrap: wrap; gap: 10px;"> <div style="border: 1px solid black; padding: 5px; margin: 2px;">5/4" x 8"</div> </div>

● **\*Special Order**  
 ● Saferwood Thermex FR by Request

# INTERIOR PANELING



Smooth Finish



Sustainable



Easy Installation



Low Maintenance



Endless Combinations

## SPECIES:

Alder  
Aspen  
Medium Alder  
Medium Aspen  
Medium Magnolia  
Medium Spruce






## USE:







Interior








# INTERIOR

by THERMORY®

## Wall Paneling

PRODUCT	SPECIES	DIMENSIONS	COVERAGE	LENGTHS	MODIFICATION STRENGTH	TEXTURE	INSTALLATION
 <b>5/4 X 3 NATURAL ALDER STEP</b>	Alder	1.06" x 2.5"	2.2"	6' - 10'	None	Smooth	Staple
 <b>1 X 5 NATURAL ALDER STS4</b>	Alder	.59" x 4.7"	4.4"	6' - 10'	None	Smooth	Staple
 <b>1 X 5 NATURAL ALDER STS4 BRUSHED &amp; WAXED BLACK</b>	Alder	.59" x 4.7"	4.4"	6' - 10'	None	Brushed	Staple
 <b>1 X 4 NATURAL ALDER STS4</b>	Alder	.59" x 3.5"	3.2"	6' - 10'	None	Smooth	Staple
 <b>1 X 5 NATURAL ASPEN STS4</b>	Aspen	.59" x 4.7"	4.4"	6' - 10'	None	Smooth	Staple

PRODUCT	SPECIES	DIMENSIONS	COVERAGE	LENGTHS	MODIFICATION STRENGTH	TEXTURE	INSTALLATION	
	1 X 5 ALDER STS4	Alder	.59" x 4.7"	4.4"	6' - 10'	Medium	Smooth	Staple
	5/4 X 3 ASPEN STEP	Aspen	1.06" x 2.5"	2.2"	6' - 10'	Medium	Smooth	Staple
	1 X 4 ASPEN STS4	Aspen	.59" x 3.5"	3.2"	6' - 10'	Medium	Smooth	Staple
	1 X 5 ASPEN STS4	Aspen	.59" x 4.7"	4.4"	6' - 10'	Medium	Smooth	Staple
	1 X 4 ASPEN KYTE	Aspen	.59" x 3.4"	3.1"	6' - 10'	Medium	Smooth	Staple
	1 X 4 ASPEN VIRE	Aspen	.59" x 3.5"	3.1"	6' - 10'	Medium	Smooth	Staple
	5/4 X 3 ASPEN WAVE	Aspen	1.1" x 2.6"	2.2"	6' - 10'	Medium	Smooth	Staple
	<b>*SPECIAL ORDER*</b> 1 X 4 ASPEN STF TILES	Aspen	.59" x 3.2"	3.0"	11.50" or 22.75"	Medium	Smooth	Staple
	<b>*SPECIAL ORDER*</b> 1 X 4 ASPEN SRP	Aspen	.59" x 3.1"	2.8"	6' - 10'	Medium	Smooth	Staple



PRODUCT	SPECIES	DIMENSIONS	COVERAGE	LENGTHS	MODIFICATION STRENGTH	TEXTURE	INSTALLATION	
	1 X 6 MAGNOLIA STS10	Magnolia	.56" x 5.7"	5.4"	6' - 10'	Medium	Smooth	Staple
	1 X 7 MAGNOLIA STS10	Magnolia	.56" x 6.7"	6.4"	6' - 10'	Medium	Smooth	Staple
	1 X 4 ALDER STS4	Alder	.59" x 3.3"	3.0"	6' - 10'	Intense	Smooth	Staple
	1 X 5 ALDER STS4	Alder	.59" x 4.7"	4.4"	6' - 10'	Intense	Smooth	Staple
	1 X 4 SPRUCE STS4	Spruce	.59" x 4.7"	4.4"	6' - 10'	Intense	Smooth	Staple
	1 X 4 SPRUCE STS4 BRUSHED & WAXED BLACK	Spruce	.59" x 3.5"	3.2"	6' - 10'	Intense	Brushed	Staple
	ASH RHOMB TILES	Ash	0.33" x 3.5"	11.8 Sq. Ft Per Box	N/A	Intense	Smooth	Construction Adhesive



Interior Wall Paneling  
Kyte, Medium Modified Aspen.

PRODUCT	SPECIES	DIMENSIONS	COVERAGE	LENGTHS	MODIFICATION STRENGTH	TEXTURE	INSTALLATION
 1 X 4 NATURAL ALDER SHP	Alder	.83" x 3.5"	3.5"	6' - 10'	None	Smooth	40mm FG Screws
 5/4 X 4 NATURAL ALDER SHP	Alder	1.1" x 3.5"	3.5"	6' - 10'	None	Smooth	40mm FG Screws
 5/4 X 4 NATURAL ASPEN SHP	Aspen	1.1" x 3.5"	3.5"	6' - 10'	None	Smooth	40mm FG Screws
 1 X 4 ALDER SHP	Alder	.83" x 3.5"	3.5"	6' - 10'	Medium	Smooth	40mm FG Screws
 5/4 X 4 ALDER SHP	Alder	1.1" x 3.5"	3.5"	6' - 10'	Medium	Smooth	40mm FG Screws
 1 X 4 ASPEN SHP	Aspen	.83" x 3.5"	3.5"	6' - 10'	Medium	Smooth	40mm FG Screws
 5/4 X 4 ASPEN SHP	Aspen	1.1" x 3.5"	3.5"	6' - 10'	Medium	Smooth	40mm FG Screws
 5/4 X 8 MAGNOLIA SHP	Magnolia	1.1" x 7.3"	7.3"	6' - 10'	Medium	Smooth	40mm FG Screws
 5/4 X 4 ALDER SHP	Alder	1.1" x 3.5"	3.5"	6' - 10'	Intense	Smooth	40mm FG Screws
 5/4 X 4 SPRUCE SHP	Spruce	1.01" x 3.5"	3.5"	6' - 10'	Intense	Smooth	40mm FG Screws

# HARDWARE

PRODUCT	NAME	TYPE	USE
	6" HIDDEN CLIP WITH SCREW (PC)	Plastic	Benchmark Pine/ Kodiak Decking
	6" HIDDEN CLIP WITH SCREW (T6)	Stainless Steel	6" Benchmark Ash Decking
	4" HIDDEN CLIP WITH SCREW (T4)	Stainless Steel	4" Benchmark Ash Decking
	STARBORN PRO PLUGS (WHITE ASH)	Thermory White Ash	Benchmark Ash Decking
	STARBORN PRO PLUGS (SCOTS PINE)	Thermory Scots Pine	Benchmark Pine/ Kodiak Decking
	STARBORN PRO PLUG TOOL	NA	Used with Starborn Pro Plugs
	4.0 X 60MM FG SOLIDA 1 SCREW	Stainless Steel/ Self Tapping	Decking Cladding Porch Flooring
	4.0 X 40MM FG SOLIDA 1 SCREW	Stainless Steel/ Self Tapping	.79" Thick Material & Decking ONLY
	3.2 X 60MM FG SOLIDA 1 SCREW	Stainless Steel/ Self Tapping	Cladding Best on Ignite
	PACS ALUMINUM MINI RAIL	Aluminum	C23J PaCS / C7J PaCS Cladding
	PACS ALUMINUM START RAIL	Aluminum	C7J Clear Pine Cladding
	QUARRIX PROTECT FURRING STRIPS	HDPE Plastic	Benchmark Ash Cladding
	PACS DECKING STRIPS	Plastic	*LIMITED AVAILABILITY* PaCS Benchmark Ash Decking

**Thermory USA - Buffalo**  
29 Liberty St, Ste. 205  
Batavia, NY 14020  
585.591.6590  
support@thermoryusa.com

Last updated: April 2026  
All previous versions are null and void.

→ **ThermoryUSA.com**

