

THERMORY®

Magnolia has a creamy, golden hue with darker areas, and a characteristic pattern with similarities to ash and radiata pine. Along with its low density, this makes it perfect for the sauna. Wide boards and the dark shade achieved by thermal modification offer a luxurious, exclusive finish.



Thermo-magnolia has two grades available: A sort and Rustic. We only focus on A sort in the US.



The final grade of thermo-magnolia products corresponds to criterias as stated in this Grading Rules.



All our boards are graded by the better face (i.e. visible side).



As a natural material, wood needs regular care to protect it against dirt and moisture. The right care will simplify cleaning and showcase the surface of the wood.

Grading Rules

Thermo-Magnolia



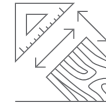
100% REAL WOOD



QUALITY MATERIALS



DURABILITY



DIMENSIONAL STABILITY




ECO-FRIENDLY



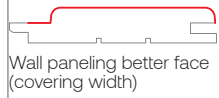
THERMALLY MODIFIED

SAUNA®

by THERMORY®



BOARDS ARE GRADED BASED ON THE BETTER FACE



SORT: **A**




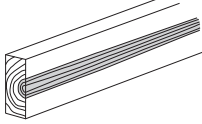


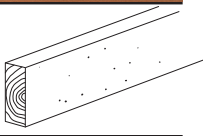






HIT & MISS	
FEED ROLLER MARKS	
WANE	
MECHANICAL DEFECTS	
SURFACE CHECKS	
SHAKES	
END SHAKE	
SOUND KNOTS	
PIN KNOTS	
KNOT HOLE	
DEAD KNOTS	
KNOT SHAKES	

Front / Top	Back
not allowed	allowed max 1/2 of width
not allowed	allowed but must not disturb installation
not allowed	allowed but must not disturb installation
not allowed	allowed but must not disturb installation
not allowed	allowed
not allowed	
max length 1/8"	
allowed	
allowed	
not allowed	allowed if not through the board
not allowed	allowed
allowed up to 3/16"	allowed

BOARDS ARE GRADED BASED ON THE BETTER FACE

SORT: A

	Front / Top	Back
BROKEN KNOTS 	not allowed	allowed
BIRD'S EYE 	allowed	
SCAR 	not allowed	allowed
ROT/MOULD/BLUE STAIN 	not allowed	
DISCOLORATION 	allowed	
MINERAL STREAK 	allowed	
INSECT HOLES 	not allowed	
TWIST 	bench boards up to 5/64" per foot panelling up to 3/32" per foot	
BOW 	bench boards up to 3/16" per foot panelling up to 7/16" per foot	
SPRING / CROOK 	bench boards up to 5/64" per foot panelling up to 1/8" per foot	
CUPPING 	allowed up to 2.5% of the width of the board	
PRODUCTION TOLERANCES	thickness: +/- 1/64" cover width: +/- 2.5% length: + 1/8" / - 1/32" per foot	

Last updated: April 2024
All previous versions are null and void.

Sorting mistakes allowed up to 5% of product volume.